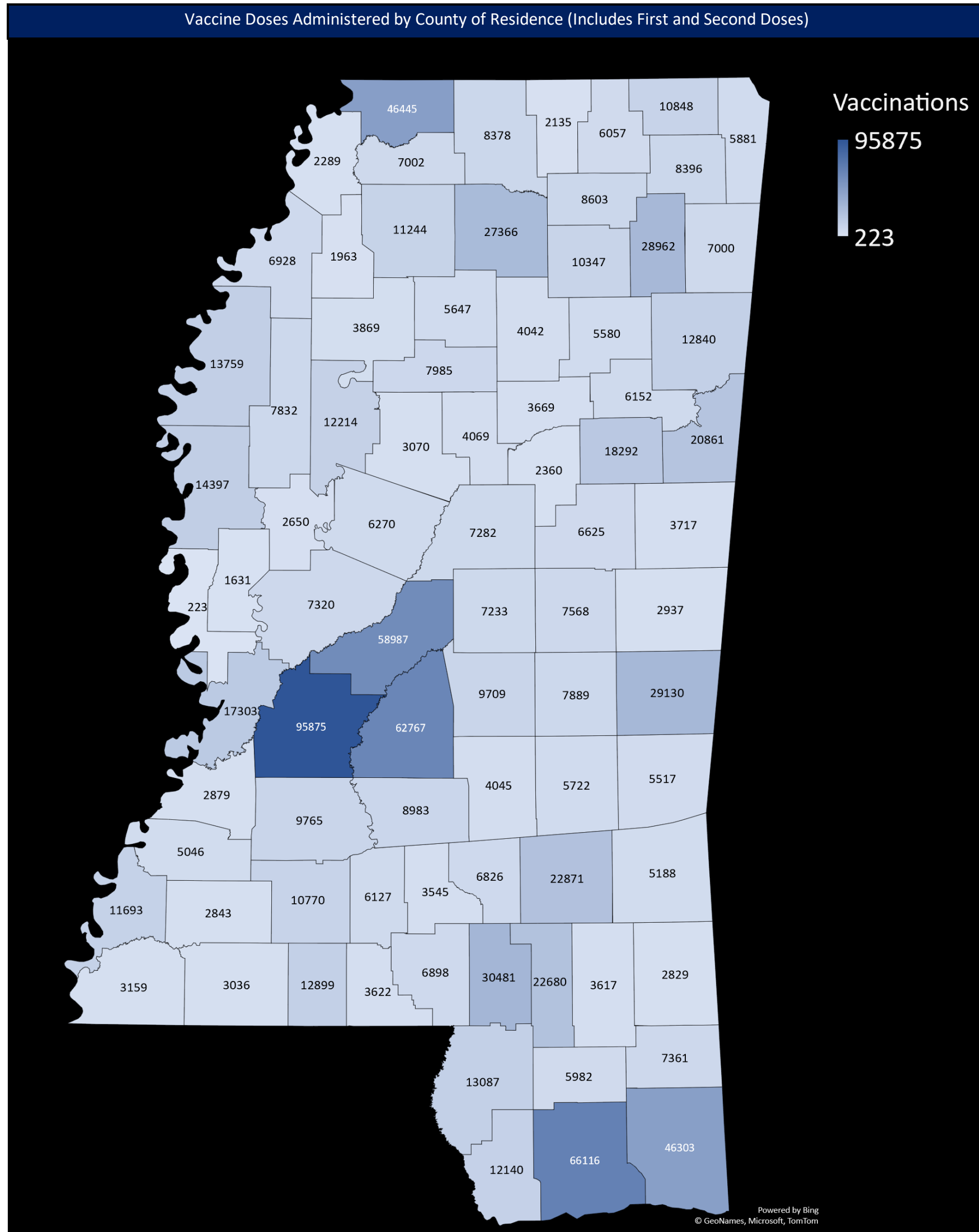


Mississippi State Department of Health COVID-19 Vaccination Reporting

Updated as of 8a.m. March 25, 2021 (Data are Provisional)

Vaccine providers administering COVID-19 vaccine are required to report the doses administered to the Mississippi Immunization Information Exchange (MIIX), the statewide immunization registry, within 24 hours after administration

Vaccine Doses Administered by County of Residence (Includes First and Second Doses)



Total Reported Vaccinations by Mississippi Providers*

Total Doses Administered	1,114,391
People Receiving at Least One Dose**	720,607
People Fully Vaccinated***	417,620

*Includes Federal Agency Doses Administered (Bureau of Prisons, Veterans Health, Indian Health Services, Dept. of Defense)
 **One dose of Pfizer/Moderna or one dose of Janssen (Johnson and Johnson) vaccine
 ***Two doses of Pfizer/Moderna or one dose of Janssen (Johnson and Johnson) vaccine

Vaccine Doses Distributed

Fed. Pharmacy Partnership LTCF (CVS/Walgreens)	88,725
Mississippi Enrolled Providers*	1,262,950
Total	1,351,675

*includes hospitals, private clinics, and MSDH drive through clinics

Vaccine Doses Administered by Facility

Facility	First Dose	Second Dose
Hospital	112,178	86,145
Fed. Pharmacy Partnership LTCF (CVS/Walgreens)	41,805	24,409
MSDH/Drive Throughs	314,713	177,784
Clinics	164,761	75,099
Pharmacies	54,641	13,706

Federal Agency COVID-19 Vaccine Administration

Facility	First Dose	Second Dose
Bureau of Prisons	1,158	376
Veterans Health	19,003	11,453
Indian Health Service	1,993	1,136
Dept. of Defense	10,355	3,676

Vaccine Doses Administered by Race*

Race	Received at Least One Dose**	Fully Vaccinated***	Vaccinations	% of Total Doses Administered
White	395,761	253,512	636,434	63%
Black	206,129	98,710	296,361	29%
Asian	10,566	5,231	15,460	2%
AIAN****	965	469	1,399	0%
Pacific Islander	474	243	701	0%
Multi-racial	90	54	142	0%
Other	43,534	25,297	67,460	7%

*Those with unknown race are excluded
 **One dose of Pfizer/Moderna or one dose of Janssen (Johnson and Johnson) vaccine
 ***Second dose of Pfizer/Moderna or one dose of Janssen (Johnson and Johnson) vaccine
 ****American Indian and Alaskan Native

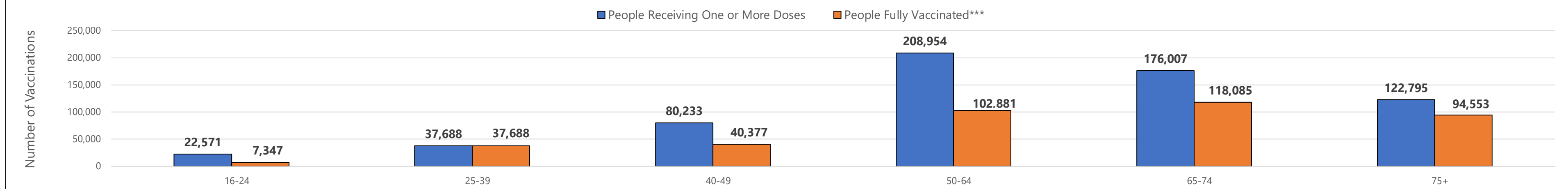
Vaccine Doses Administered by Ethnicity

Ethnicity	Received at Least One Dose*	Fully Vaccinated**	Vaccinations	% of Total Doses Administered
Not Hispanic	615,167	363,134	957,244	90%
Hispanic	10,250	4,154	13,907	1%
Unknown	62,688	33,662	94,097	9%

*One dose of Pfizer/Moderna or one dose of Janssen (Johnson and Johnson) vaccine
 **Second dose of Pfizer/Moderna or one dose of Janssen (Johnson and Johnson) vaccine

Age Group

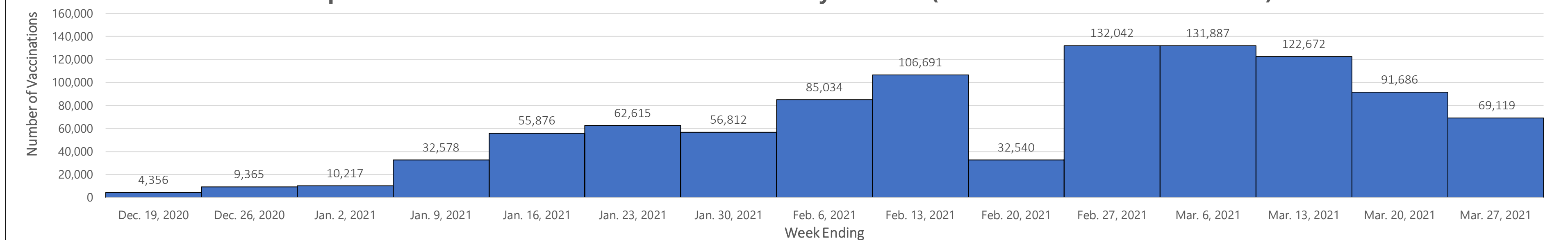
Reported People Receiving One or More Doses and People Fully Vaccinated by Age Group**



**Those with unknown ages are excluded
 ***Two doses of Pfizer/Moderna or one dose of Janssen (Johnson and Johnson) vaccine

Weekly Overall Totals

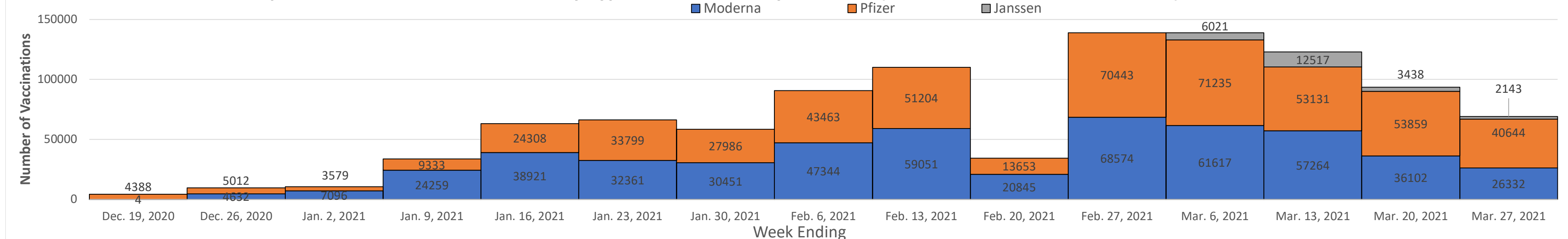
Reported COVID-19 Vaccine Doses Administered by Week*** (Includes First and Second Doses)



***Those with unknown week of vaccine administration are excluded

Weekly Dose Totals

Reported COVID-19 Vaccine Doses by Type Administered by Week*** (Includes First and Second Doses)



***Those with unknown week of vaccine administration are excluded

Vaccine Doses Administered by County of Residence (Updated as of 8am 3/25/2021)*

County of Residence	People Receiving at least One Dose**	% of Total Pop. Receiving at least One Dose	People Fully Vaccinated***	% of Total Pop. Fully Vaccinated	Total Doses Administered
Adams	7853	26%	4146	14%	11693
Alcorn	7095	19%	3799	10%	10848
Amite	2093	17%	1071	9%	3036
Attala	4663	26%	2683	15%	7282
Benton	1468	18%	714	9%	2135
Bolivar	9365	31%	4756	16%	13759
Calhoun	2673	19%	1427	10%	4042
Carroll	1970	20%	1120	11%	3070
Chickasaw	3728	22%	2057	12%	5580
Choctaw	1591	19%	868	11%	2360
Claiborne	2006	22%	988	11%	2879
Clarke	3614	23%	2096	13%	5517
Clay	3994	21%	2593	13%	6152
Coahoma	4743	21%	2367	11%	6928
Copiah	6773	24%	3262	12%	9765
Covington	4295	23%	2782	15%	6826
Desoto	30600	17%	16652	9%	46445
Forrest	13770	18%	9066	12%	22680
Franklin	1933	25%	1015	13%	2843
George	4128	17%	3251	13%	7361
Greene	1668	12%	1197	9%	2829
Grenada	5014	24%	3088	15%	7985
Hancock	7943	17%	4519	9%	12140
Harrison	42593	20%	24477	12%	66116
Hinds	62285	27%	35752	15%	95875
Holmes	4285	25%	2130	13%	6270
Humphreys	1873	23%	839	10%	2650
Issaquena	167	13%	62	5%	223
Itawamba	4466	19%	2617	11%	7000
Jackson	29626	21%	17055	12%	46303
Jasper	3547	22%	2345	14%	5722
Jefferson	3474	50%	1762	25%	5046
Jefferson Davis	2288	21%	1445	13%	3545
Jones	13884	20%	9511	14%	22871
Kemper	1871	19%	1143	12%	2937
Lafayette	17469	32%	10258	19%	27366
Lamar	18015	28%	12794	20%	30481
Lauderdale	18412	25%	11573	16%	29130
Lawrence	3761	30%	2443	19%	6127
Leake	4543	20%	2804	12%	7233
Lee	18150	21%	11196	13%	28962
Leflore	8362	30%	3905	14%	12214
Lincoln	6712	20%	4154	12%	10770
Lowndes	12729	22%	8827	15%	20861
Madison	36579	34%	23764	22%	58987
Marion	4368	18%	2803	11%	6898
Marshall	5782	16%	2899	8%	8378
Monroe	8113	23%	5133	15%	12840
Montgomery	2672	27%	1446	15%	4069
Neshoba	4561	16%	3039	10%	7568
Newton	4994	24%	3029	14%	7889
Noxubee	2562	25%	1553	15%	3717
Oktoberfest	12189	25%	6732	14%	18292
Panola	7264	21%	4189	12%	11244
Pearl River	8619	16%	4888	9%	13087
Perry	2246	19%	1523	13%	3617
Pike	8832	22%	4442	11%	12899
Pontotoc	6593	20%	4007	12%	10347
Prentiss	5578	22%	2926	12%	8396
Quitman	1414	21%	599	9%	1963
Rankin	39370	25%	24886	16%	62767
Scott	6004	21%	3994	14%	9709
Sharkey	1131	26%	509	12%	1631
Simpson	5794	22%	3599	14%	8983
Smith	2490	16%	1663	10%	4045
Stone	3664	20%	2450	13%	5982
Sunflower	5515	22%	2499	10%	7832
Tallahatchie	2700	20%	1227	9%	3869
Tate	4731	17%	2579	9%	7002
Tippah	4086	19%	2099	10%	6057
Tishomingo	3892	20%	2147	11%	5881
Tunica	1545	16%	885	9%	2289
Union	5549	19%	3170	11%	8603
Walthall	2411	17%	1303	9%	3622
Warren	11839	26%	5757	13%	17303
Washington	10293	23%	4838	11%	14397
Wayne	3329	16%	2100	10%	5188
Webster	2370	24%	1387	14%	3669
Wilkinson	2225	26%	1050	12%	3159
Winston	4252	24%	2451	14%	6625
Yalobusha	3715	31%	2044	17%	5647
Yazoo	4907	17%	2582	9%	7320
Total	665670	22%	390800	13%	1033628

*Those with unknown county of residence are excluded

**One dose of Pfizer/Moderna or one dose of Janssen (Johnson and Johnson) vaccine

***Second dose of Pfizer/Moderna or one dose of Janssen (Johnson and Johnson) vaccine